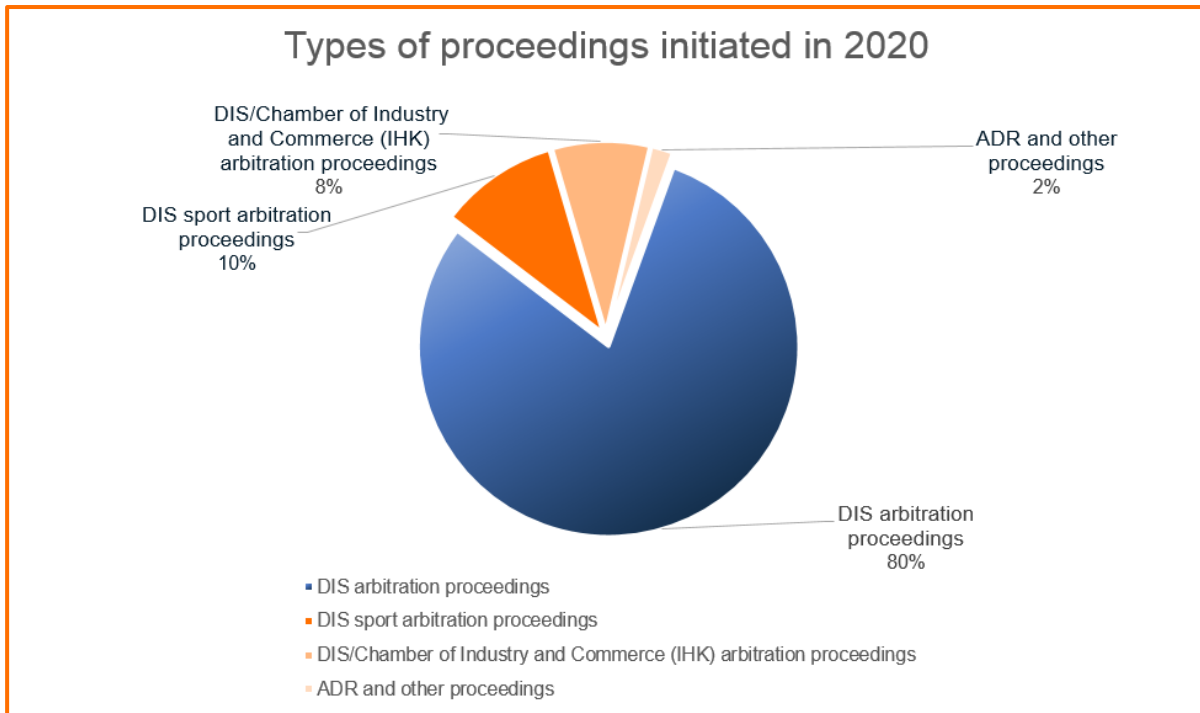


Statistics 2020

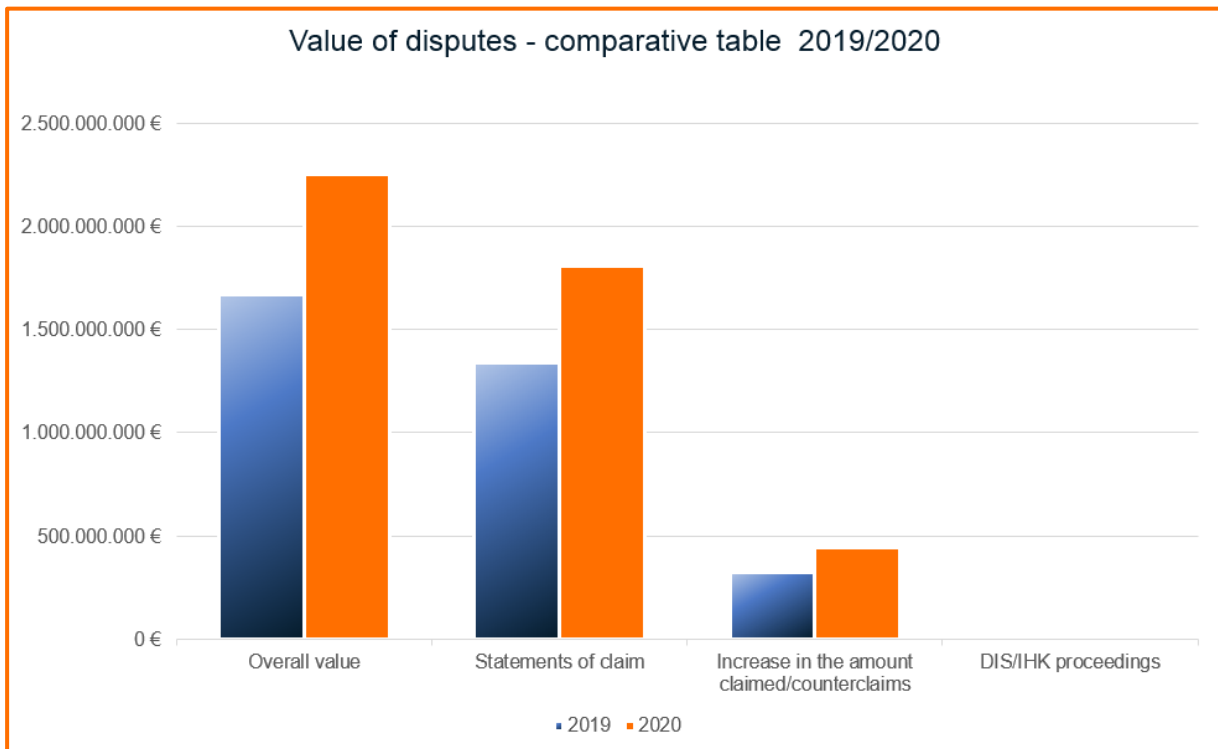
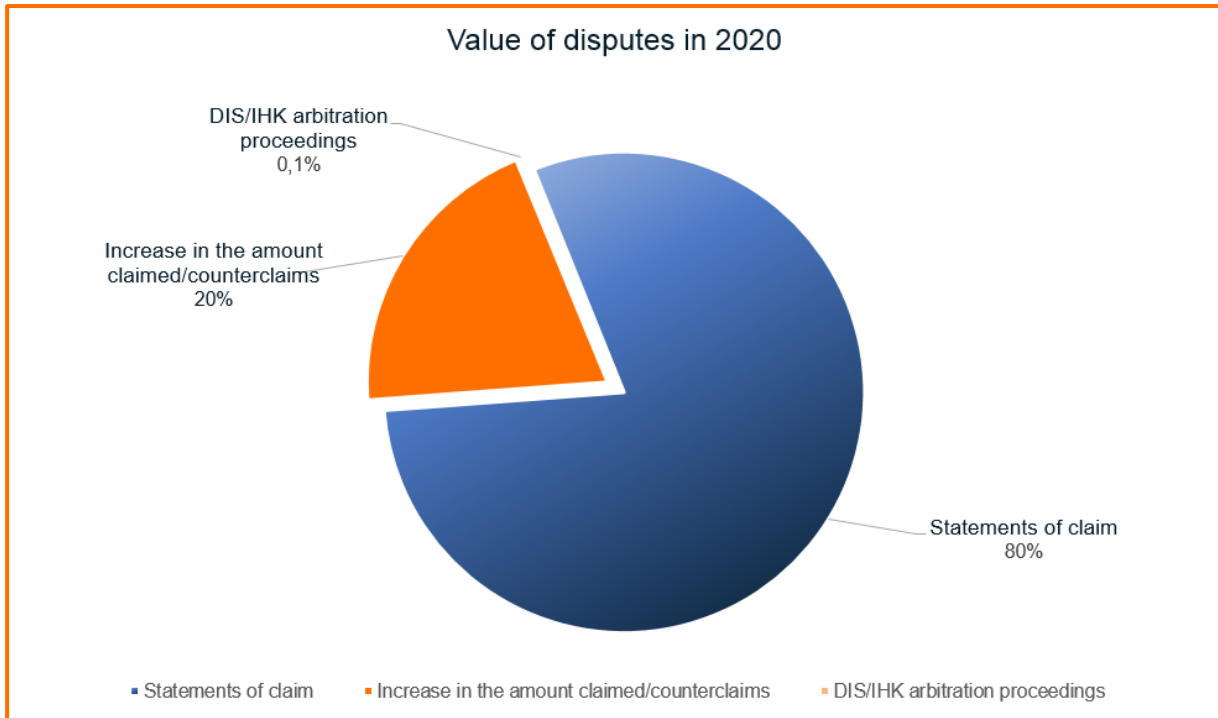
1. Proceedings Initiated in 2020



Types of proceedings		2019	2020	
Total number of DIS proceedings		151	165	
DIS Arbitration Rules		110	132	
	of which 1998 DIS Arbitration Rules			1
	of which with Annex 4			10
	of which with Annex 5			12
	of which with Annexes 4+5			0
	relating to PackagingLaw			5
DIS/Chambers of Industry and Commerce (IHK) arbitration proceedings		13	13	
	of which IHK Ostwestfalen zu Bielefeld			1

	of which IHK Bonn			1
	of which IHK Frankfurt/Main			3
	of which IHK Köln			1
	of which IHK München und Oberbayern			2
	of which IHK Nürnberg für Mittelfrank			1
	of which IHK Ostthüringen zu Gera			1
	of which IHK Rhein-Neckar			2
	of which IHK Stuttgart			1
2016 DIS Sport Arbitration Rules		22	17	
subtotal of arbitration proceedings		145	162	
conciliation		3	1	
mediation		1	1	
adjudication		0	0	
expert determination		1	1	
subtotal ADR proceedings		5	3	
other proceedings (ad hoc Appointing Authority)		1	0	

2. Arbitration Proceedings – Value of Disputes in 2020*



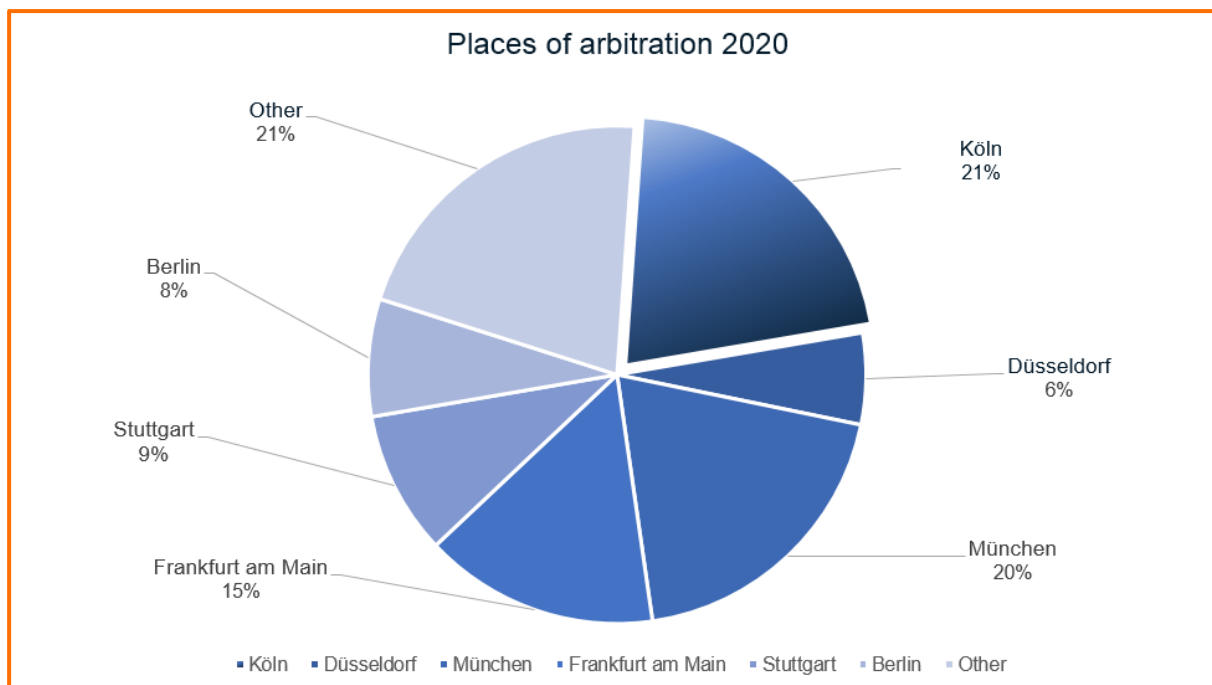
	2019	2020
Value of disputes**	1.666.834.617 €	2.251.664.294 €
of which DIS arbitration proceedings (statements of claim)	1.340.047.971 €	1.807.711.172 €
of which DIS arbitration proceedings (increase in the amount claimed/counter-claims)	321.106.433 €	442.445.555 €
of which DIS/IHK arbitration proceedings	5.680.213 €	1.507.567 €

Value of disputes	2019	2020
lowest	2.277 €	2.000 €
highest	600.000.000 €	440.000.000 €

* Based on the number of arbitration proceedings, but not including sport arbitration proceedings (123 proceedings 2019/132 proceedings in 2020).

** Taking into account the value of arbitration proceedings (DIS/IHK) commenced in the relevant year only, as well as the increase in the amount claimed and counter-claims filed during the relevant year (irrespective of when the arbitration proceedings were initiated). Accordingly, this is not the total value of all arbitration proceedings pending in the relevant year.

3. Arbitration Proceedings – Places of Arbitration 2020*

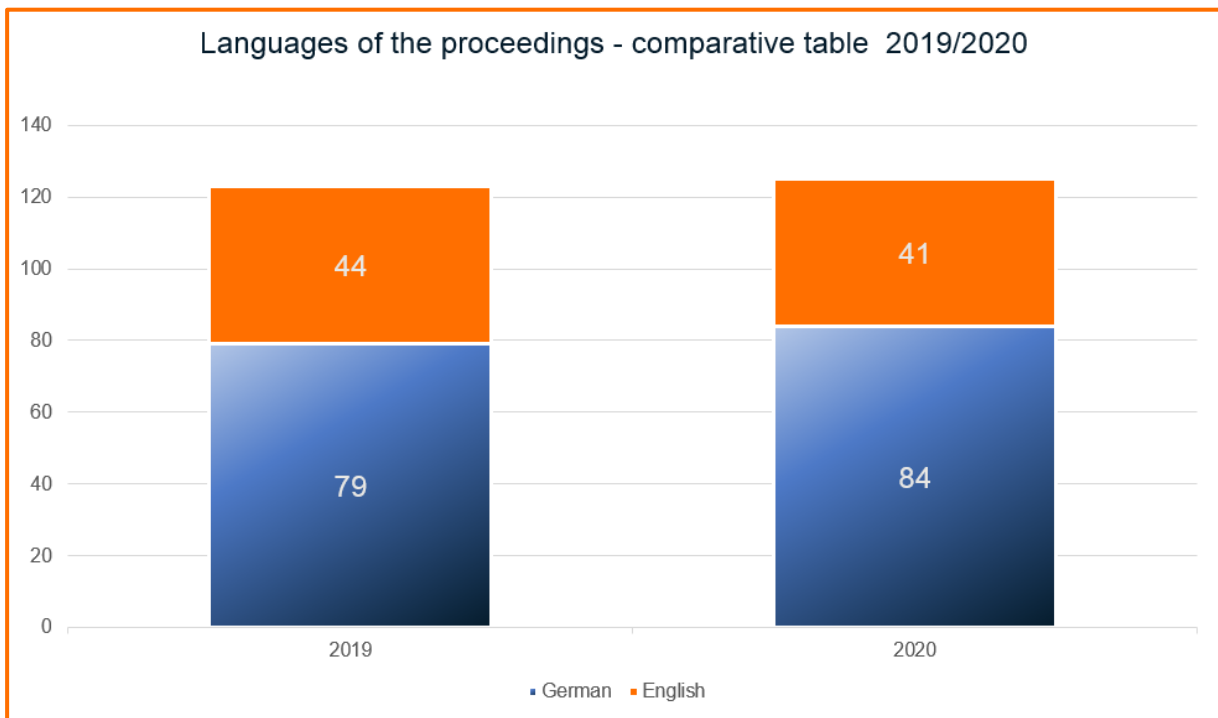
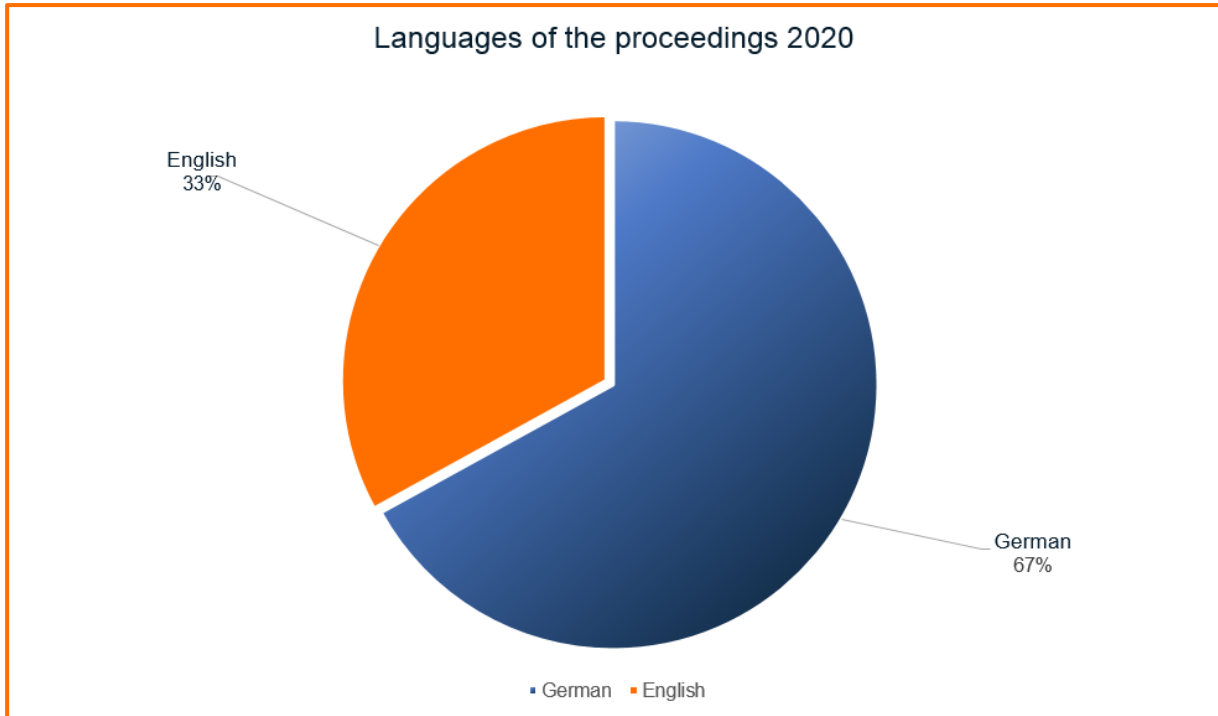


In Germany		Abroad		
City	Number of cases	Country	City	Number of cases
Berlin	9	Switzerland	Zurich	1
Bielefeld	1			
Bonn	2			
Bremen	1			
Dresden	1			
Duisburg	1			
Düsseldorf	7			
Erfurt	2			
Essen	1			
Frankfurt am Main	18			
Hamburg	5			
Hannover	2			
Karlsruhe	1			
Kassel	1			
Kiel	1			
Koblenz	1			
Köln	25			
Leverkusen	1			
Ludwigshafen am Rhein	1			
München	23			

Nürnberg	2			
Stuttgart	11			
Wiesbaden	1			
Gesamt	118			1

* Based on the number of arbitration proceedings with agreed or fixed places of arbitration, but not including sport arbitration proceedings (119 proceedings in total). In the remaining cases, the place of arbitration is yet to be determined.

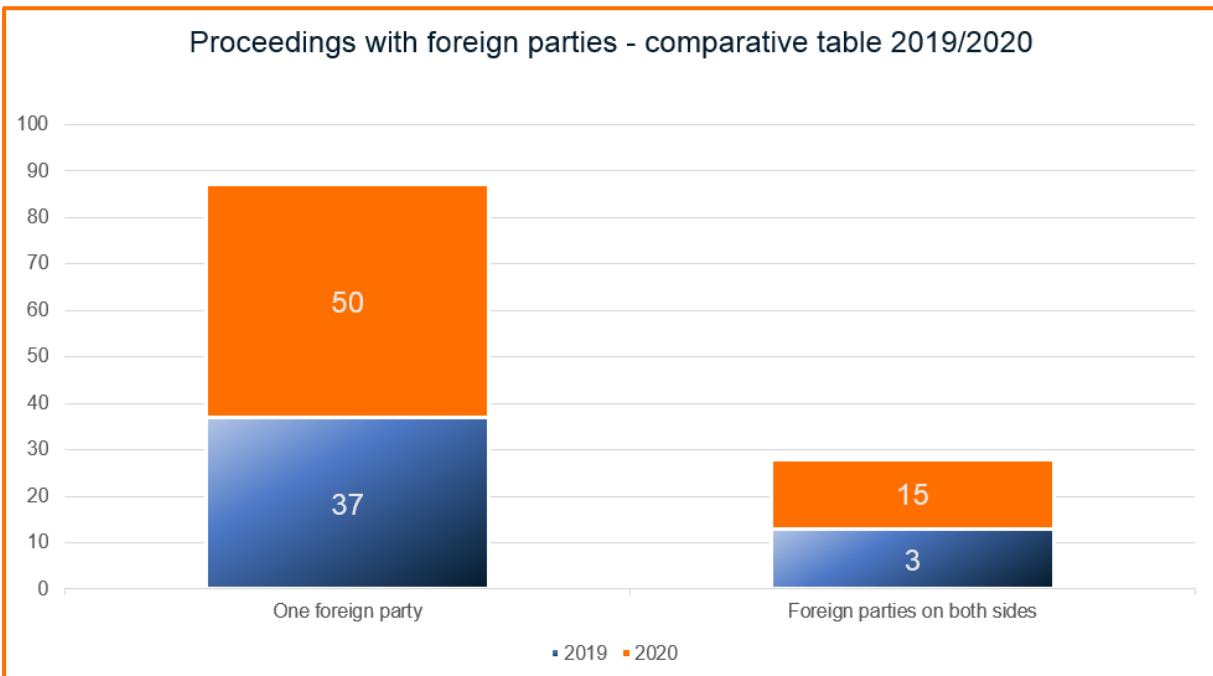
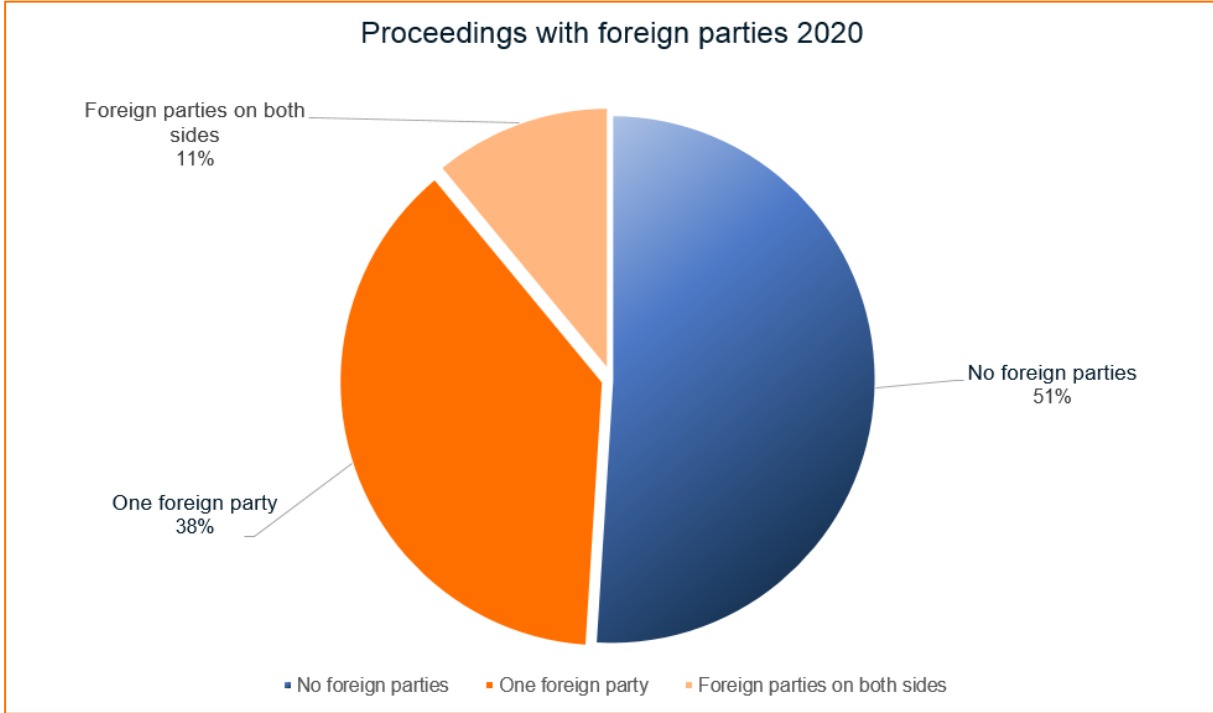
4. Arbitration Proceedings – Language of the Proceedings 2020*



Languages of the proceedings	2019	2020
English	44 (36%)	41 (33%)
German	79 (64%)	84 (67%)

* Based on the number of arbitration proceedings, but not including sport arbitration proceedings (125 proceedings).

5. Arbitration Proceedings – Involvement of Foreign Parties 2020*



Proceedings with foreign parties	2019	2020
Total	50 (41%)	65 (49%)
of which arbitration proceedings with one foreign party	37	50
of which arbitration proceedings with foreign parties on both sides	13	15

* Based on the number of arbitration proceedings, but not including sport arbitration proceedings (123 proceedings in 2019/132 proceedings in 2020).

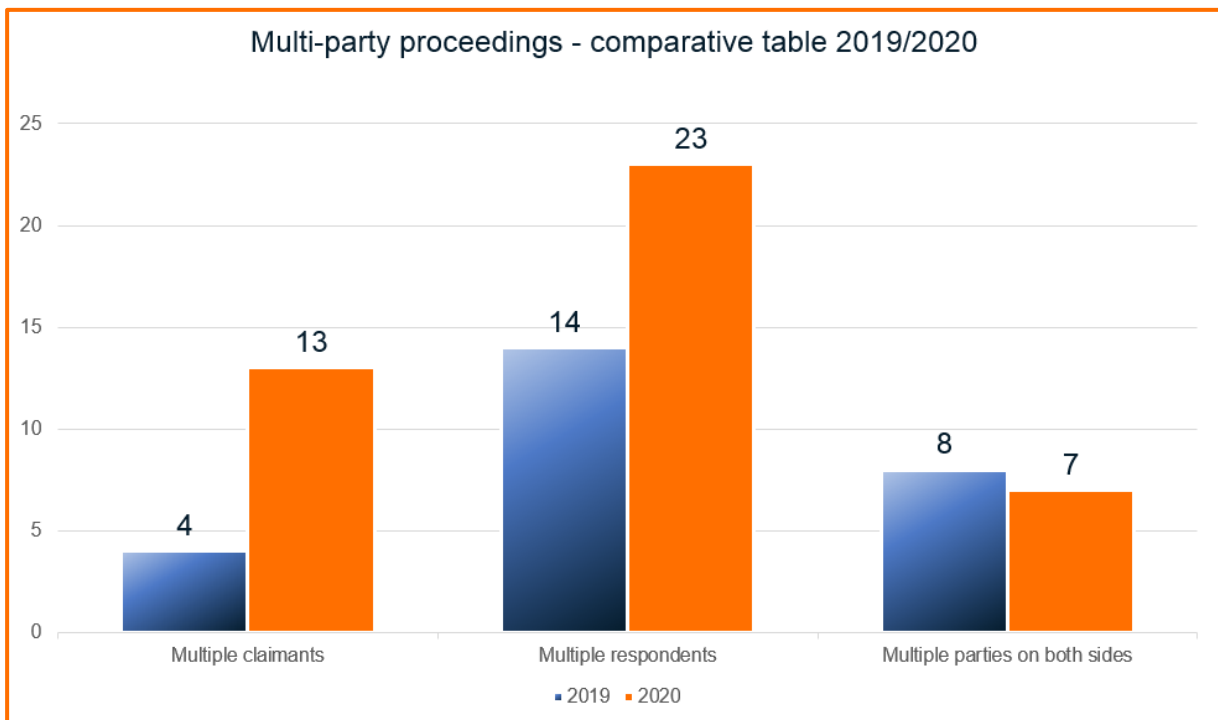
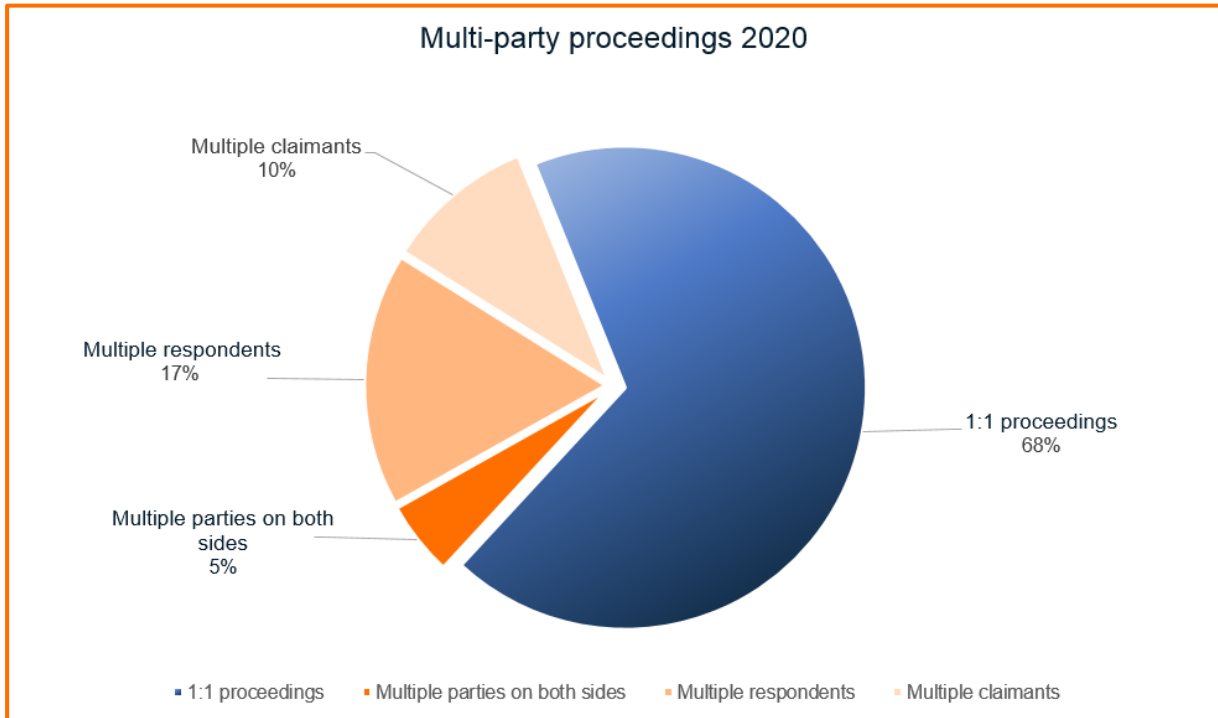
6. Arbitration Proceedings – Represented Countries 2019/2020*

	2019	2020
Number of countries represented	30	34
Austria	9	5
Belgium	2	2
Brasil	-	1
China (incl. Hong-Kong and Taiwan)	8	8
Cyprus	-	1
Czech Republic	1	-
Denmark	1	-
Dominican Republic	-	1
Egypt	1	1
France	2	-
Gabun	1	-
Grand Cayman	-	1
Great Britain	5	5
Greece	1	-
Hungary	1	1
Italy	3	-
Ivory Coast	1	-
Japan	-	1
Jersey	1	1
Jordan	-	1
Kazakhstan	1	1
Latvia	-	1
Lichtenstein	3	5
Luxembourg	3	3
Malta	-	2
Mexico	1	-
Mongolia	1	-
Netherlands	5	9
Norway	-	1
Poland	1	2
Romania	1	3
Russia	2	5
Serbia	-	1
Singapore	-	1
Slovakia	-	1
South Korea	1	1

Spain	1	1
Sweden	-	1
Switzerland	4	7
Thailand	-	1
Turkey	1	-
Ukraine	1	3
United Arab Emirates	1	2
United States of America	3	6

* Based on the number of arbitration proceedings, but not including sport arbitration proceedings (123 proceedings in 2019/132 proceedings in 2020).

7. Arbitration Proceedings – Multi-Party Proceedings 2020*

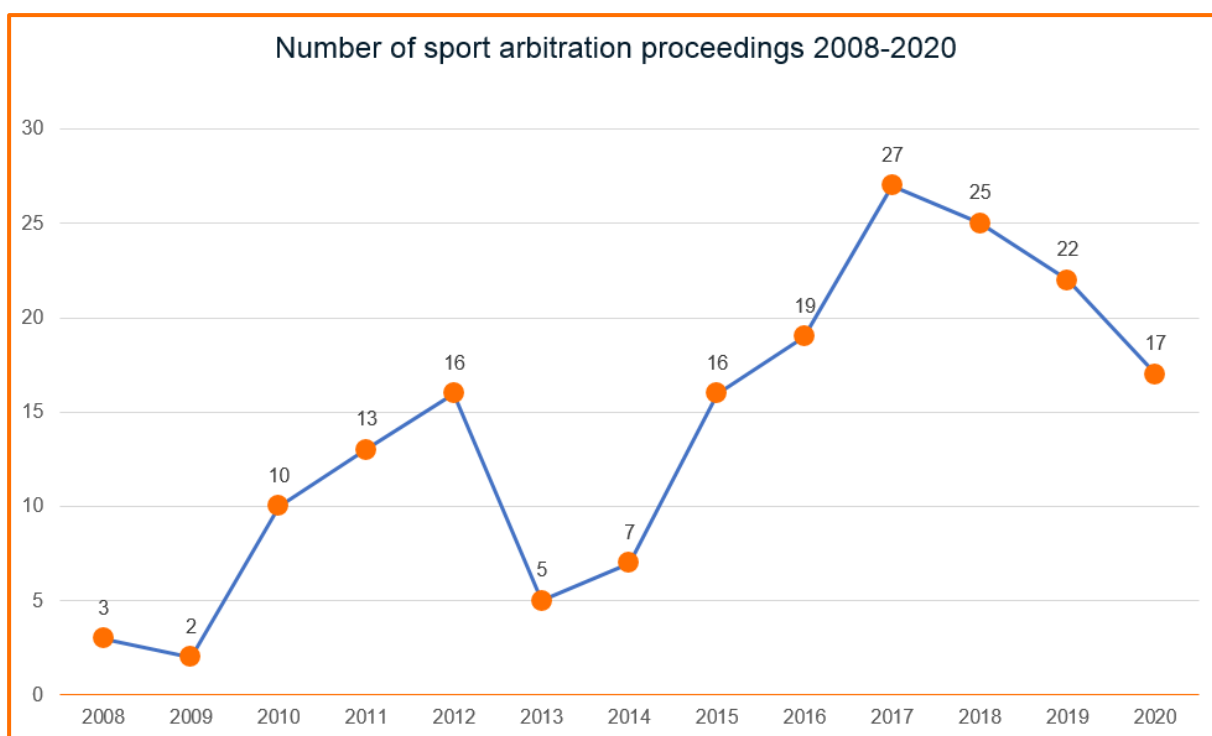


Multi-party proceedings	2019	2020
Total	26 (21%)	43 (32,5%)
of which multiple claimants	4	13
of which multiple respondents	14	23
of which multiple parties on both sides	8	7

* Based on the number of arbitration proceedings, but not including sport arbitration proceedings (123 proceedings in 2019/132 proceedings in 2020).

8. Sport Arbitration Proceedings

Dynamic development of the case load since the establishment of the German Court of Arbitration for Sport in 2008



The German Court of Arbitration decides as Arbitration Court for the first instance, the appellate instance and about submissions for interim relief

Instances of sport arbitration proceedings	2019	2020
Total	22	17
of which 1st instance	22	15
of which appellate instance	-	2
of which interim relief	-	-

Types of the subject matter

Types of the subject matter	2019	2020
Total	22	17
of which anti-doping-disputes	22	15
of which general sports-related disputes	-	2

Applications for financial aid 2020 (as introduced by 2016 DIS Sport Arbitration Rules) granted in 7 proceedings (Sports: Cycling, Athletics, Powerlifting, Wrestling and Rowing).